


# Phonics Screening Check A Guide for Parents

June 2024



# What is phonics?

- Phonics is a method of teaching reading and writing that matches sounds with letters, grapheme phoneme correspondence (GPCs).
- Children have a daily 30 minute phonics lessons at St. Edward's Academy.
- They are taught to read by breaking down words into separate sounds.
- They are then taught how to blend these sounds together to read the whole word.
- [http://www.youtube.com/watch?v=BqhXUW\\_v-1s](http://www.youtube.com/watch?v=BqhXUW_v-1s)

# What is the Phonics screening check?

- Children in Year 1 throughout the country usually take part in a Phonics screening check during the same week in June.
- Children in Year 2 would also take the check if they did not achieve the required result when in Year 1 or they have not taken the test before.
- The phonics screening check is designed to confirm whether individual children have learnt phonic decoding and blending skills to an appropriate standard.

# What happens during the check?

- The test contains 40 words. Each child will sit one-to-one and read each word aloud to a teacher. The list of words the children read is a combination of 20 real words and 20 pseudo words (not real words).
- The check is very similar to tasks that the children already complete during phonics lessons.
- <https://www.youtube.com/watch?v=46SyC6bZOF8>

# Pseudo words (not real words)

- The pseudo words will be shown to your child with a picture of an alien.
- This provides the children with a context for the word which is independent from any existing vocabulary they may have.
- Pseudo words are included because they will be new to all pupils; they do not favour children with a good vocabulary knowledge or visual memory of words.

➤ det




➤ gleep



Section 1


reb



wup



jub



eps



Section 1

flat

skill

gift

coins

# Reporting to parents

- By the end of the summer term all schools would usually report each child's results to their parents. They would also confirm if the child has met the standard threshold.
- Children who do not achieve the expected level will retake the test when they are in Year 2.
- We will inform you of your child's result at the end of the year. A sheet will be attached to their 'My Year of Learning' to inform you if your child has passed.




# How can I help my child at home?

- Play lots of sound and listening games with your child and read as much as possible to and with your child. Encourage and praise get them to try their best.
- If your child is struggling to decode a word, help them by encouraging them to say each sound in the word from left to right. Use robot hands and blending hands.
- Discuss the meaning of words if your child does not know what they have read.
- Playing games online <https://www.phonicsplay.co.uk/resources> Buried Treasure, Dragon's Den and Picnic on Pluto are all free. You can select specific phonemes or revise all Phase 5 depending on the needs of your child.
- <https://www.oxfordowl.co.uk/> Has a good selection of e-Books and phonics e-Books.



# Other useful links

- <https://www.phonicsbloom.com/uk/game/odd-and-bob?phase=5>
- <https://www.topmarks.co.uk/english-games/5-7-years/letters-and-sounds>
- <https://www.education.com/games/word-patterns/>
- <https://home.oxfordowl.co.uk/reading/phonics/>



If you need any more information or have any questions about the Phonic screen, please message; Miss Upton (Phonics lead) or Mrs. Johnson on Dojo.