

Year 4 SEAC Mental Maths Homework for Autumn Term 2

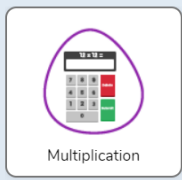





This term your child will be working on this target in their mental maths learning.

7 times table

The minimum expectation of engagement in mental maths homework is the same as reading.

3 times a week for at least 5 minutes each session. KS2 – As a minimum expectation, your child must complete the weekly sessions set for them, by the class teacher on TT-Rockstars. These sessions are monitored by the KS2 team via the online forum. Below are some additional suggestions for activities you could do in a 5-minute session.

Verbal	Physical	Written										
Partner games: Someone says a number E.g 1 and your child says what 7 x 1 is.	Listen to and join in with this 7-times table Super Movers. https://www.bbc.co.uk/teach/super-movers/ks2-maths-the-7-times-table-with-moonbeam/zip8y9q	Beat a partner: With a partner choose a random card from the deck. Multiply the number card by 7. Write down the calculation E.g $7 \times 4 = 28$. Did you beat your partner?										
Practice your 7 times table during activities E.g walking, singing or in the car.	Set a timer. Jog on the spot for 60 seconds and see how many 7 times tables you can say.	Go on Purple Mash and play on these games. You can set it, so you can play on your 7s. <div style="display: flex; justify-content: space-around; margin-top: 10px;">   </div>										
Partner game: Someone says the answer E.g 49 and your child has to say the question E.g 7×7 makes 49.	 <p>Use an egg carton and write a number in the bottom of each depression. Put a marble inside. Shake the egg carton, open the top, and whatever number the marble has landed on, you multiply it by 6.</p>	Match the answer to the calculations. <table style="margin-left: 20px;"> <tr><td>7×1</td><td>49</td></tr> <tr><td>4×7</td><td>7</td></tr> <tr><td>7×8</td><td>56</td></tr> <tr><td>7×10</td><td>28</td></tr> <tr><td>7×7</td><td>70</td></tr> </table>	7×1	49	4×7	7	7×8	56	7×10	28	7×7	70
7×1	49											
4×7	7											
7×8	56											
7×10	28											
7×7	70											
Listen to and join in with this 7-times table song. https://www.youtube.com/watch?v=5XT3vxohBg	Play on Hit the button, 7 time table.  https://www.topmarks.co.uk/maths-games/hit-the-button 6 x tables.	Ask your child to be the teacher and mark the calculations you have written (you need to write some incorrectly for them to mark too. E.g $7 \times 0 = 7$)										

If you have chosen to complete some of these additional activities, you can show this to your child's class teacher and child champion by uploading 1 Dojo post a week, onto your child's portfolio. Thanks, the KS2 Team.