



## Year 2 SEAC Mental Maths Homework for Summer 1









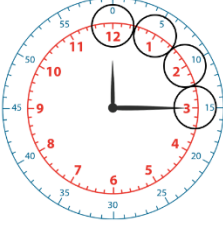

This half term your child will be working on these targets in their mental maths learning.

### 5 x table facts

The minimum expectation of engagement in mental maths homework is the same as reading.

**5 times a week for at least 5 minutes each session.** Below are some suggestions for activities you could do in a 5 minute session. **Please inform us of 1 activity you complete each week on your child's portfolio on DOJO, we will check your homework regularly. Thank you, KS1 Team.**

Verbal	Practical	Written
<p><u>Times table quiz time</u> Ask a grown up to test you. Questions like: <math>5 \times 10 =</math>      <math>10 \times 5 =</math> <math>5 \times \underline{\quad} = 40</math>    <math>40 = 5 \times \underline{\quad}</math> Its important to learn to recall these number facts in lots of different ways. You can do this anytime. In the car On a walk After eating your lunch In the bath</p>	<p><u>Fortune Teller</u></p>  <p>Make a fortune teller, with 5 times table questions on each flap.</p>	<p><u>Double up</u> Ask someone to write down a 5 times table question. E.g <math>4 \times 5</math> Solve the question. Then see if you can solve another fact by doubling the multiplication. e.g If I know <math>4 \times 5 = 20</math> Then I also know <math>8 \times 5 = 40</math>. Children may need support to see the pattern and link between doubling the multiplier and doubling the answer.</p>
<p><u>Rock Paper Scissors</u> 2 Players Instead of showing a rock, paper or scissors with your hand, show your fingers. When at least 1 person shows a 5, the other person has to multiple the number in their fingers by 5. E.g <math>5 \times 2</math></p> 	<p><u>The 5p Shop</u></p>  <p>Set up a shop and label everything with multiples of 5. You should know which numbers are and are not in the 5 times table from the rules we learnt in school. Have a go at buying 1 or 2 items, and work out how many 5ps you would need to buy the items. E.g socks 45p, I would need 9, 5ps because <math>9 \times 5 = 45</math>. You could even use real 5ps.</p>	<p><u>Maths Jenga</u> If you don't have Jenga then you could use Lego or folded pieces of paper with number questions on. Pick them from a bag without peeping and write the equation and the answer.</p> 
<p><u>Odd one out</u> Ask an adult to say 3 numbers (2 must be in the 5 times able and 1 must not). You need to say which number is the odd one out and why. Use the rules and patterns you have learnt about the 5 times table at school.</p>	<p><u>Hit the button</u></p>  <p>Play on Hit the Button. Select Timetables, x 5. Record your first score and see if you can improve it each time and become more fluent. Send in your best scores on dojo. See if you can you're your teacher.</p>	<p><u>Make and shake</u> 5 times tables</p>  <p>Write numbers 1-12 in the box Put one marbles or one paper made ball into the egg box.</p>

	<a href="https://www.topmarks.co.uk/maths-games/hit-the-button">https://www.topmarks.co.uk/maths-games/hit-the-button</a>	Shake the box and open. Make a multiplication sentence using the number that the ball has landed on. Record your answers e.g. $6 \times 5 = 70$
<p><u>Same total swapsies</u>          Ask an adult to give you a question e.g 5 groups of 7. Use your understanding of commutativity and swap the numbers around to solve it. e.g 7 groups of 5 will give me the same total.</p>	<p><u>Around the Clock</u></p>  <p>Using a clock turn the minute hand till it points to a multiple of 5. E.g 25 and ask your child to calculate how many groups of 5 minutes does the minute hand have to move to reach that time. Extension: you could have a go at using the vocabulary to and past. E.g 25minutes to 3.</p>	<p><u>5 investigation</u></p>  <p>Ask your child to investigate, what comes in 5s. When might we need to use and apply our 5 times table.</p>