


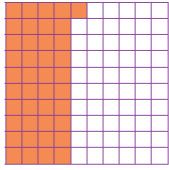



## Year 2 - SEAC Mental Maths Homework for Spring One

This half term your child will be working on these targets in their mental maths learning.

<b>Number bonds to 100</b>
<b>Ten times tables</b>

The minimum expectation of engagement in mental maths homework is the same as reading. **5 times a week for at least 5 minutes each session.** Below are some suggestions for activities you could do in a 5 minute session

Verbal	Practical	Written
<p>Number bonds to 100</p> <p><u>Bang Bang cowboys</u></p> <p>Stand back to back cowboy shootout style. A question is called out e.g. What do you add to 56 to makes 100? What do you add to 81 makes 100? The player then turns and says... bang bang! - To shout out the answer. If the answer is correct get a point</p>	<p>Number bonds to 100</p> <p><u>Hit the button</u> Play the game to practice your number bonds to 100. <a href="https://www.topmarks.co.uk/maths-games/hit-the-button">https://www.topmarks.co.uk/maths-games/hit-the-button</a></p>  <p>Click on Number bonds</p>	<p>Number bonds to 100</p> <p><u>Exercise Maths</u></p> <p>Draw number sentences to show pictorial representations for number bonds to 100.</p> <p>Eg.</p> <p><math>41 + \underline{\quad} = 100</math></p> 
<p><u>Chanting listening or singing</u></p> <p>Watch and join in with – <a href="https://www.youtube.com/watch?v=zGxsCk2ppcl">https://www.youtube.com/watch?v=zGxsCk2ppcl</a></p> <p>Create an active ten times table chant e.g. 1 x 10 = 10 (jumping jacks) 2 x 10 = 20 (Pencil jumps) 3 x 10 = 30 (Star jumps)</p>	<p><u>Hit the button</u> Play the game to practice your 10 times tables. <b>What is your top score?</b> <a href="https://www.topmarks.co.uk/maths-games/hit-the-button">https://www.topmarks.co.uk/maths-games/hit-the-button</a></p>  <p>Click on Number bonds</p>	<p><u>TT Rockstars</u></p> <p>Log in to TT Rockstars and complete the timed challenges. Your teacher will set the activities weekly and monitor progress.</p> <p>Have fun!</p>