

ST. EDWARD'S ACADEMY CHEDDLETON

ONLINE SAFETY NEWSLETTER Autumn 2022

In this issue:

- What are 'mods'?
- National Online Safety Website Update
- Huggy Wuggy 'explained
- Sharing Pictures update
- Think U Know - Jessie and Friends—Sharing Pictures—4-7 years
- They have Fans but we Have Friends—8-10 years
- Access the Free Parental Control Guide

What are 'mods'?

“Mods” are created when someone alters the code of a game. They are generally designed to introduce new experiences, accessories or settings – such as adding mythical creatures to Minecraft worlds. They are often free to download and can be inserted into a game with just a few clicks. Parent zone has produced an article explaining 'Mods' and associated risks.



NATIONAL ONLINE SAFETY

- We have nearly achieved 'Certified School' status. All we need is for our parents to complete the following award— **Annual Award in Online Safety for Parents & Carers of Children aged 3-7 or 7-11.**
- Your participation can earn **extra 'golden time'** in your child's class on Friday. Simply let your child's teacher know that you have completed the award.
- If you have not signed up to this fantastic **FREE** resource then either dojo message Mrs Clifford or click here to do this. It only takes a few minutes.



We now have...

OVERALL PROGRESS



83% TOTAL to Certified Status



childline

ONLINE,
ON THE PHONE,
ANYTIME

childline.org.uk
0800 1111

Are you being bullied?

If you are being bullied, or you are not ready to make a report to CEOP, you can talk to Childline anonymously online or on the phone - No worry is too big or too small.

Visit Childline

Sharing Pictures

Using devices like phones and tablets to share pictures and videos can be a great way for children to have fun and stay in touch with friends and family. It's really important your child knows what's ok to share online and what they should check with you first.

Read younger children sharing pictures or videos online for more information on the risks and how to support safer sharing.

Huggy Wuggy Explained...

The latest stir has been around a blue bear called Huggy Wuggy which has become popular amongst children. Originally the character was aimed at adults through a survival horror game called Poppy's Playtime but its popularity has quickly spread to young people. Children who browse adult YouTube or have been set up on TikTok with an ordinary account with no supervision are likely to encounter the creature, and probably watch something unsettling. To keep risk to a minimum we advise the following:

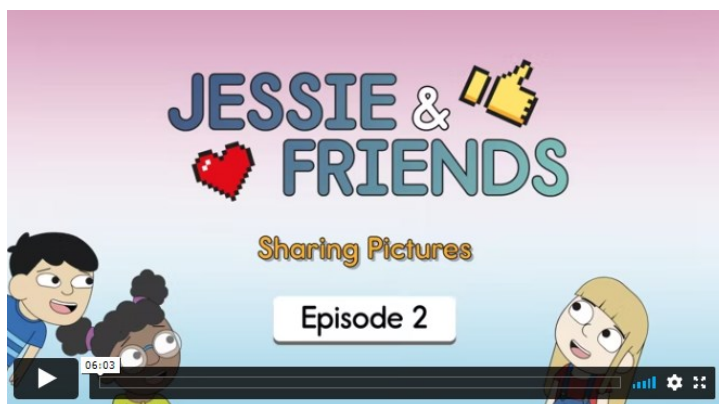
- Check the parental settings on your child's device.
- Check in on your child's device activity regularly.
- Have a conversations with your child about what they are doing online.
- Reassure them that if they do ever come across anything that upsets them or worries them that they should tell someone so that they can help.



We have included a tip sheet for how to set up parental controls on the next page. For more free parental guides please sign up [here](#).


EYFS & KS1

Please watch these videos with your child if you have time.



KS2

FILM 3: THEY HAVE FANS, BUT WE HAVE FRIENDS!

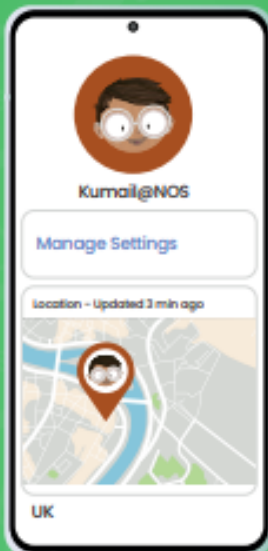
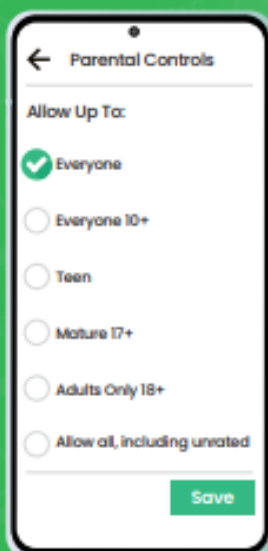


How to Set up PARENTAL CONTROLS to limit age-inappropriate CONTENT Android Phone



www.nationalonlinesafety.com

The settings on an Android device allow you to prescribe certain rules for when your child is using it. For example, you can block specific types of content to reduce the risk of your child being exposed to age-inappropriate material (music with explicit lyrics, for instance, and games, TV shows or movies that are unsuitable for young people). There are two ways to access parental controls on an Android phone: through Google Play or via the Google Family Link app. You can also lock your changes behind a PIN, so your child (or anyone else) can't change them back.



Set up parental controls with Google Family Link

- 1 On your phone, install Google Family Link for Parents
- 2 Tap Open and review the information
- 3 Tap Get Started
- 4 Tap Next to set up your child's device
- 5 On your child's phone, download Google Family Link for Children & Teens and enter the Family Link setup code provided
- 6 On your phone, open the Family Link app
- 7 Tap your child's name
- 8 Tap Manage Settings
- 9 Tap Controls on Google Play
- 10 Tap the content you would like to restrict
- 11 Choose how to filter or restrict access

Set up parental controls with Google Play

- 1 Open the Play Store app
- 2 Tap Menu (represented by three horizontal lines)
- 3 Tap Settings
- 4 Tap Parental Controls
- 5 Enable Parental Controls
- 6 Create Pin
- 7 Tap the content you would like to restrict
- 8 Choose how to filter or restrict access



All of these guides are available for **FREE** if you sign up to the National Online Safety website.